

Brochure



3
YEAR
WARRANTY

* 3 year warranty applicable to Major Domestic Appliances.
See details inside

beko

www.beko.com/za-en

Index

Awards and Achievements	2
Cooking	3
Cooling	17
Laundry	25
Dishwashers	33
Small Domestic Appliances	41

Awards and Achievements

beko

from EUROPE'S No.1

large home appliances company*

Source Euromonitor International Limited;
Consumer Appliances 2025 edition, Beko Corp, Large Appliances
as per "Major Appliances", GBO, retail volume, 2024 data.

As a result of our ambition to strive for the best, we have been recognised by multiple awarding bodies for our achievements in research, technology and sustainability.

The awards are recognition for our actions to support the environment, investors and our forward thinking.

Environment



Investors



Innovation



Did you know about Beko?



Beko achieves 17th place on TIME's inaugural list of the world's most sustainable companies.



Beko established in 1955 and is one of the top ten appliance brands globally.

Corporate Knights

Corporate Knights' 2021 Global 100 Index.



The leading company in Europe's freestanding white goods market.

Member of
Dow Jones Sustainability Indices
Powered by the S&P Global CSA

Dow Jones Sustainability Index.



Real Leaders Impact Awards.

Cooking







AEROperfect™




Perfect hot air distribution, meals cooked to perfection.

When hot air isn't evenly distributed throughout your oven, you end up with food burnt at the edges or uncooked in the middle. AeroPerfect™ technology takes its inspiration from aircraft designs, an industry which understands aerodynamics better than any other. Using this expertise, AeroPerfect™ uses a constant stream of even airflow all around the oven, all the while minimising temperature fluctuation, so your food is cooked to absolute perfection every single time. All you need is to put your food in the oven and enjoy the perfect results!

Recycled Net

Discarded fishing nets represent a fundamental danger for marine life, being solely responsible for a staggering 300 000 dead or maimed sea creatures. To combat this threat, Beko used 71 tons of recycled fishnets and industrial thread waste in 2019 & 2020, transforming them into the new materials that go into our RecycledNet™ ovens. The result is a highly durable and sustainable product with no compromise in quality, that simultaneously helps keep our oceans clean and preserves our marine life. Food for thought, we'd say.



SteamAid™ Oven

Tender on the inside,
crispy on the outside

Beko ovens with the SteamAid™ feature helps you cook delicious homemade pastries, and also helps you get vegetables, meat and fish crispy on the outside and moist in the middle. During the cooking cycle, steam is injected into the oven cavity based on the selected cooking program, or it can be injected manually up to 3 times. So, no more dried out turkeys, chewy roasts or crusty casseroles.

Catalytic Walls

Grease-absorbing walls

Scrubbing the oven with strong cleaning products is nobody's idea of fun. Catalytic walls in your oven's back and side walls use clever science to absorb cooking grease and reduce food odours. So, you can save that elbow-grease for something a little more enjoyable.



BBDF26300X

60cm Stainless Steel Multifunction Built-In Double Oven



Specifications

- Energy Rating: A
- Usable Volume: 38/75L
- Timer: Digital
- Handle: Square Inox
- Inner Oven Door: Removable inner Glass

Added Features

- Simple Steam Cleaning
- Side Racks (2/5 levels)
- Accessories: 3x Wire Shelves with Standard Tray, Deep Tray

Functions

- Conventional Cooking (Top Cavity)
- Bottom Heating (Top Cavity)
- Electric Grill (Top cavity)
- Low Grill (Top Cavity)
- Fan Heating (Main cavity)
- Defrost (Main cavity)

Dimensions

- Unpacked Dimensions: 890 x 594 x 567 mm (H x W x D)
- Packed Dimensions: 955 x 660 x 660 mm (H x W x D)



BBWMT12300XS

90cm Twin Fan Oven Black

Specifications

- Energy Rating: A
- Usable Volume: 100L
- Handle: Inox Handle
- LED Display: Touch Control
- Timer: Digital
- Inner Oven Door: Triple Layer with Removable Inner Glass
- Telescopic Rail
- Soft Close
- Accessories: Wire Shelf, Standard Tray, Turnspit

Added Features

- Simple Steam Cleaning
- Catalytic Side and Back Wall

Functions

- Conventional Cooking
- Bottom Heating
- Electric Grill
- Low Grill with Fan
- Defrost
- Fan Heating
- Fan Assisted Cooking
- 3D Cooking

Dimensions

- Unpacked Dimensions:
595 x 894 x 567 mm (H x W x D)
- Packed Dimensions:
950 x 896 x 660 mm (H x W x D)



BBIS13300XMSE

60cm Steam Assisted Oven

Specifications

- Energy Rating: A+
- Usable Volume: 72L
- Timer: Digital
- LED Display
- Handle: Square Inox
- Inner Oven Door: Removable inner Glass
- Catalytic Walls
- Soft Close Door
- Black Water tank
- Accessories: Wire Rack, Deep Tray, Standard Tray, Telescopic Rails

Added Features

- AeroPerfect Technology
- Simple Steam Cleaning
- Steam Assisted Cooking

Functions

- Conventional Cooking
- Bottom Heating with Fan
- Fan Heating
- Electric Grill
- 3D Cooking
- Defrost
- Eco Fan Heating
- Pizza Cooking

Dimensions

- Unpacked Dimensions:
595 x 594 x 567 mm (H x W x D)
- Packed Dimensions:
655 x 660 x 660 mm (H x W x D)



BBIM12302XCE

60cm Stainless Steel
Multifunction Oven

Specifications

- Energy Rating: A+
- Usable Volume: 72L
- Timer: Digital
- LED Display
- Handle: Square Inox
- Inner Oven Door: Removable inner Glass
- Catalytic Side and Back Wall
- Accessories: Wire shelf, Standard tray, Deep tray

Added Features

- AeroPerfect Technology
- Telescopic Rails
- Simple Steam Cleaning

Functions

- Conventional Cooking
- Bottom Heating with Fan
- Electric Grill
- Defrost
- Fan Heating
- Eco Fan Heating
- 3D Cooking
- Pizza Cooking

Dimensions

- Unpacked Dimensions:
595 x 594 x 567 mm (H x W x D)
- Packed Dimensions:
655 x 660 x 660 mm (H x W x D)



BBIE12300X

60cm Stainless Steel
Multifunction Oven

Specifications

- Energy Rating: A
- Usable Volume: 72L
- Timer: Digital
- LED Display
- Handle: Square Inox
- Inner Oven Door: Removable inner Glass
- Catalytic Side and Back Wall
- Accessories: Wire shelf, Standard tray, Deep tray

Added Features

- AeroPerfect Technology
- Simple Steam Cleaning
- Catalytic Back Wall
- Side Racks (5 levels)

Functions

- Conventional Cooking
- Fan Assisted Cooking
- Bottom Heating
- Low Grill with Fan
- Electric Grill

Dimensions

- Unpacked Dimensions:
595 x 594 x 567 mm (H x W x D)
- Packed Dimensions:
655 x 660 x 660 mm (H x W x D)



BBIGT22100XML

60cm Stainless Steel
Full Gas Oven

Specifications

- Installed Gas Type: LPG
- Usable Volume: 72L
- Timer: Mechanical
- Handle: Inox
- Inner Oven Door: Fixed inner Glass
- Two-way thermostat
- Integrated Ignition
- Oven light
- Accessories: Wire shelf with Standard Tray

Added Features

- Turnspit
- Side racks (5 levels)

Functions

- Gas Grill

Dimensions

- Unpacked Dimensions:
595 x 594 x 567 mm (H x W x D)
- Packed Dimensions:
655 x 660 x 660 mm (H x W x D)



BGTW 11225 EX

90cm Stainless Steel
Multifunction Twin Fan Range Cooker

Specifications

- Energy Rating: A
- Usable Volume: 114L
- Timer: Digital
- LED Display
- Handle: Inox
- Inner Oven Door: Removable inner Glass
- Utility Flap: Soft Close
- Cast Iron Pan Supports
- Stainless steel Hob (4 Gas + 1 Wok)
- Accessories: 2 x Wire Shelves, Tray Rack, Standard Tray

Added Features

- Turnspit
- 1 Level standard telescopic rail
- Catalytic Side and Back Wall

Functions

- Conventional Cooking
- Bottom Heating
- Electric Grill
- Fan Heating
- Fan Assisted Cooking
- Low grill with fan
- 3D Cooking
- Pizza Cooking
- Defrost

Dimensions

- Unpacked Dimensions:
930 x 900 x 600 mm (H x W x D)
- Packed Dimensions:
870 x 960 x 700 mm (H xW x D)



BGM 21225 EX

90cm Inox Dual Fuel
Multifunction Range Cooker

Specifications

- Energy Rating: A+
- Usable Volume: 111L
- Timer: Digital
- Handle: Inox Handle
- Integrated Ignition
- Inner Oven Door: Triple Layer with Removable inner Glass
- Accessories: Wire Shelf, Standard Tray

Added Features


- Turnspit

Functions

- Conventional Cooking
- Electric Grill
- Defrost
- Fan Heating
- Eco Fan Heating
- Pizza Cooking

Dimensions

- Unpacked Dimensions:
900 x 900 x 600 mm (H x W x D)
- Packed Dimensions:
870 x 960 x 700 mm (H xW x D)



BMCB25433X

25l Built in Convection Grill Microwave Oven

Specifications

- Maximum Microwave Power 900 W (5 Levels)
- Grill Power 1100 W (4 Levels)
- Capacity 25L
- Turntable Diameter 315 mm
- Auto-Cooking (10 Functions)
- Child Lock
- Auto-Weight Defrost
- Interior Light
- Digital Timer
- Quick Start
- Side Opening - button

Dimensions

- Unpacked Dimensions:
388 x 595 x 470 mm (H x W x D)
- Packed Dimensions:
655 x 533 x 536 mm (H xW x D)

SmartFit

Beko's SmartFit™ hobs offer up to 17% more usable cooking surface area while seamlessly fitting into a standard 60 cm countertop cut-out. Designed for effortless installation, it requires no additional kitchen modifications, providing maximum convenience and versatility for your cooking needs.



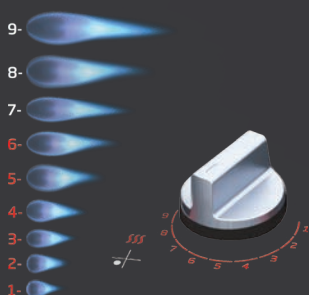
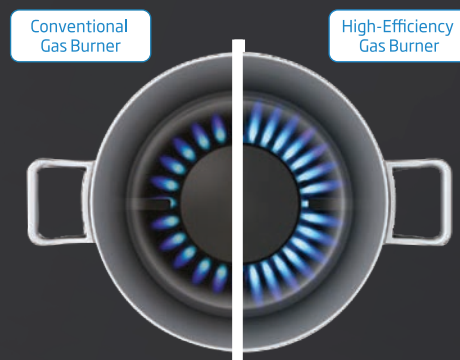
PractiClean

Equipped with an advanced Nano Coating, the PractiClean™ Hob is designed for effortless cleaning, significantly reducing the time and effort required compared to standard hobs. Its surface is highly resistant to scratches and fingerprints, maintaining a pristine appearance with minimal maintenance.

High Efficiency Gas Burners

Faster and more efficient cooking with special burner design

Don't let a busy day cost you a healthy meal. Now you can cook every meal faster and more efficiently on the hob. High Efficiency Gas Burners use less gas and cook more quickly than standard burners. So even when you're short on time, you put your favourite meals on the table fast.



FlameAdjust

Beko's innovative FlameAdjust™ technology provides precise control with nine distinct flame power levels for each burner on your gas hob. This allows for accurate temperature adjustments, ensuring consistent cooking results while enhancing safety by reducing the risk of overheating or accidental flare-ups.

MACM90BG

90cm Gas on Glass Hob Black



Specifications

- Hob Type: Gas on Glass
- Burners: 4 + 1 Wok
- 1kW, 2x 1.75kW, 3kW, 4kW
- Integrated Ignition
- Continuous Cast Iron Pan Supports
- Flame Failure Safety Device

Dimensions

- Unpacked Dimensions: 105 x 895 x 525 mm (H x W x D)
- Packed Dimensions: 180 x 1010 x 645 mm (H x W x D)



MACM11B


65cm Gas on Glass Hob

Specifications

- 4 Burner Hob
- 5 kW Wok Burner
- Cast Iron Pan Supports
- Flame Adjust (9 levels)
- Smartfit
- PractiClean
- High Efficiency Gas Burners
- Flame Failure Safety Device (FFSD)
- Integrated Ignition

Dimensions

- Unpacked Dimensions:
51 x 646 x 524 mm (H x W x D)
- Packed Dimensions:
190 x 730 x 620 mm (H x W x D)



HIC64401


60cm Vitroceramic Hob

Specifications

- 4 Plate Vitroceramic Hob
- Digital display
- 9 Cooking Levels
- Residual Heat Indicators
- Automatic Shut-off
- On-off Indicator light
- Overflow Safety for control unit
- Overheat Safety System

Dimensions

- Unpacked Dimensions:
37 x 590 x 520 mm (H x W x D)
- Packed Dimensions:
140 x 670 x 620 mm (H x W x D)



BCH900B

90cm Inclined Hood Black Glass

Specifications

- Wall Mounted
- 3 Power Settings
- Ventilation Capacity: 409 – 663 m³/h
- Noise Level: 49 – 56 dBA
- Touch Control
- 2x LED Lights (1.5W)
- 1x Grease Filters – Dishwasher Safe
- 2x Charcoal Filters

Dimensions

- Unpacked Dimensions:
373 x 895 x 383 mm (H x W x D)
- Packed Dimensions:
440 x 915 x 415 mm (H x W x D)



BHCA62422BBH

60cm Black Glass Inclined Hood

Specifications

- Wall mounted
- 3 Power Settings
- Ventilation Capacity: 222-400m³/h
- Noise Level: (46-67dBA)
- Push button control
- 2x LED Lights (3W)
- 2x Charcoal Filters
- 2x Grease Filters
- Dishwasher Safe Filters

Dimensions

- Unpacked Dimensions:
1138 x 595 x 419 mm (H x W x D)
- Packed Dimensions:
550 x 670 x 540 mm (H x W x D)



CWB9441XN

90cm Stainless Steel Chimney Hood

Specifications

- Wall mounted
- 3 Power Settings
- Ventilation Capacity: 240-400m³/h
- Noise Level: (53-64dBA)
- Mechanical Push Button
- 2x LED Lights (4W)
- 3x Grease Filters
- Dishwasher Safe Filters

Dimensions

- Unpacked Dimensions:
480 x 900 x 270 mm (H x W x D)
- Packed Dimensions:
570 x 960 x 350 mm (H x W x D)



HCP61310XH

60cm Chimney Hood Inox

Specifications

- Wall Mounted
- 3 Power Settings
- Ventilation Capacity: 165 - 395 m³/h
- Noise Level: 49 - 68 dBA
- Mechanical Switch Control
- 2x LED Lights (3W)
- 2x Grease Filters - Dishwasher Safe

Dimensions

- Unpacked Dimensions:
197 x 898 x 450 mm (H x W x D)
- Packed Dimensions:
652 x 510 x 293 mm (H x W x D)



HCP61310BH

60cm Chimney Hood Black

Specifications

- Wall Mounted
- 3 Power Settings
- Ventilation Capacity: 165 - 395 m³/h
- Noise Level: 49 - 68 dBA
- Mechanical Switch Control
- 2x LED Lights (3W)
- 2x Grease Filters - Dishwasher Safe

Dimensions

- Unpacked Dimensions:
197 x 898 x 450 mm (H x W x D)
- Packed Dimensions:
652 x 510 x 293 mm (H x W x D)

Cooling

A modern kitchen interior with a marble countertop and a blue backsplash. Open wooden shelves hold various kitchen items like jars, cups, and plates. A wooden stool is in the foreground.





HARVESTfresh™

Inspired by nature, powered by light

Even though they keep looking fresh, fruits and vegetables start to lose their vitamins when placed in the fridge. Thanks to innovative **HarvestFresh™** technology, vitamins are preserved for longer*. Unique crisper technology developed for Beko fridges uses not one, but 3 efficient colours, that mimic the 24 hours sun cycle and natural sunlight. All of this so you can enjoy nutritious meals and a healthier lifestyle.

*Tested by Intertek based on Vitamin C and Vitamin A measurements in tomatoes, green peppers, carrots, spinach, celery, parsley, coriander, red peppers and kale directly exposed to the light technology compared with Day 0 conditions over a 5-day period.





AEROflow™


Up to 30% longer freshness

When it comes to keeping your food fresh, crispy, and as delightful as the moment you bought it, your fridge freezer plays a starring role. This isn't new information for any of us. But, as they say, not all heroes wear capes! Some, like the Beko fridge freezers, come equipped with an innovative feature known as **AeroFlow™**. In Beko fridge freezer, this feature is a sophisticated cooling technology that ensures uniform air circulation throughout the appliance, maintaining consistent temperatures and humidity levels. This feature helps keep food fresher for longer by preventing hot spots and frost buildup.

Holiday Mode Function

Going away on holiday

This feature reduces the amount of power the appliance uses by stopping the fridge compartment from functioning. Empty the compartment and select Holiday Mode whenever you go away. The other compartments will continue to be cooled according to their set temperatures.



ProSmart Inverter Compressor

High efficiency. Long-lasting durability.
Ultra-quiet performance.

Beko's ProSmart™ Inverter Compressor keeps your fridge running efficiently, even if you're constantly opening the door. It adjusts the cooling power based on how often the door is opened, helping to maintain a consistent temperature and keeping your food fresher for longer. This smart technology uses less energy, saves you money, and operates up to four times quieter than a standard fridge compressor, so your home stays peaceful while your fridge works smarter.

GN0532B

91cm Dark Inox Side By Side Fridge



Specifications

- Energy Rating: A++
- Usable Volume: 521L
- Fridge Volume: 344L
- Freezer Volume: 177L
- Display: Electronic
- Door Colour: Brushed Dark Inox
- Water Dispenser
- Half Length Flush Handle
- Door Open Alarm
- LED on Ceiling
- Metal Back Wall

Added Features

- HarvestFresh Technology
- NoFrost Cooling
- Eco Mode
- Holiday Mode
- Quick Cool
- Quick Freeze
- ProSmart Inverter Compressor (10 Year Warranty)

Dimensions

- Unpacked Dimensions: 1770 x 910 x 630 mm (H x W x D)
- Packed Dimensions: 2070 x 1820 x 1340 mm (H x W x D)



GNE60532DX

84cm Pearl Steel French Door Fridge

Specifications

- Energy Rating: A+
- Usable Volume: 530L
- Fridge Volume: 378L
- Freezer Volume: 152L
- Display: Electronic
- No Frost Cooling
- Ice/Water Dispenser
- 2 Adjustable Shelves
- 2 Freezer Drawers
- Door Open Alarm
- LED on Ceiling
- Dairy Compartment

Added Features

- Everfresh+ Technology
- NeoFrost Dual Cooling
- Air Ionizer
- Child Lock
- Automatic Ice Maker Machine
- ProSmart Inverter Compressor (10 Year Warranty)
- Eco Mode
- Holiday Mode
- Quick Freeze
- Quick Cool

Dimensions

- Unpacked Dimensions:
1825 x 840 x 745 mm (H x W x D)
- Packed Dimensions:
1909 x 907 x 817 mm (H x W x D)



GN0522B

79cm Multi-Door fridge freezer

Specifications

- Energy Rating: A+
- Usable Volume: 453L
- Fridge Volume: 279L
- Freeze Volume: 174L
- Display: Electronic
- ProSmart Inverter Compressor (10 Year Warranty)
- Door Open Alarm: Yes
- Door Color: Brushed Dark Inox
- LED on Ceiling
- Full Length Flush Handle

Added Features

- HarvestFresh Technology
- NoFrost Cooling
- Eco Mode
- Holiday Mode
- Quick Freeze
- Quick Cool
- Metal Air Duct
- Convertible zone in Crisper

Dimensions

- Unpacked Dimensions:
1800 x 790 x 740 mm (H x W x D)
- Packed Dimensions:
1880 x 186 x 773 mm (H x W x D)



B5RCNE565HXP

70cm Inox Combi Fridge

Specifications

- Energy Rating: A+
- Usable Volume: 490L
- Fridge Volume: 340L
- Freeze Volume: 150L
- Display: Electronic
- Door Open Alarm
- No Frost Cooling
- Reversible Door
- LED on Ceiling
- Dairy Compartment

Added Features

- HarvestFresh Technology
- AeroFlow Cooling
- Eco Mode
- Holiday Mode
- Quick Freeze

Dimensions

- Unpacked Dimensions:
1920 x 700 x 745 mm (H x W x D)
- Packed Dimensions:
2000 x 760 x 900 mm (H x W x D)



B3RCNE364HXB

60cm Inox Combi Fridge

Specifications

- Energy Rating: A+
- Usable Volume: 316L
- Fridge Volume: 210L
- Freezer Volume: 106L
- Display: Electronic
- No Frost Cooling
- Reversible Door
- Door Open Alarm
- LED on Ceiling
- Foldable Beverage Shelf (Half-Width)

Added Features

- HarvestFresh Technology
- AeroFlow Cooling
- Eco Mode
- Holiday Mode
- Quick Freeze

Dimensions

- Unpacked Dimensions:
1865 x 595 x 663 mm (H x W x D)
- Packed Dimensions:
1932 x 661 x 762 mm (H x W x D)



B5RMFNE314X

60cm Inox Upright Freezer

Specifications

- Energy Rating: A+
- Usable Volume: 286L
- Display: Electronic
- No Frost Cooling
- Reversible Door
- Door Open Alarm

Added Features

- ProSmart Inverter Compressor
(10 Year Warranty)
- Quick Freeze

Dimensions

- Unpacked Dimensions:
1865 x 597 x 709 mm (H x W x D)
- Packed Dimensions:
1932 x 661 x 762 mm (H x W x D)



B5RMLNE444HX

60cm Inox Upright Fridge

Specifications

- Energy Rating: A++
- Usable Volume: 365L
- Display: Electronic
- Wine Rack: Foldable (Half-Width)
- Reversible Door
- Door Open Alarm
- LED on Ceiling
- Dairy Compartment

Added Features

- HarvestFresh Technology
- AeroFlow Cooling
- Eco Mode
- Holiday Mode

Dimensions

- Unpacked Dimensions:
1865 x 597 x 709 mm (H x W x D)
- Packed Dimensions:
1932 x 661 x 762 mm (H x W x D)



BCNA275E4FN

54cm Integrated Combi Fridge

Specifications

- Energy Rating: A++
- Usable Volume: 254L
- Fridge Volume: 185L
- Freezer Volume: 69L
- Display: Electronic
- No Frost Cooling
- 2 Adjustable Shelves
- 3 Freezer Drawers
- Wine Rack
- Reversible Door
- Door Open Alarm
- LED on Ceiling
- Dairy Compartment

Added Features

- HarvestFresh Technology
- NeoFrost Dual Cooling
- Holiday Mode
- Quick Freeze
- Quick Cool

Dimensions

- Unpacked Dimensions:
1775 x 540 x 545 mm (H x W x D)
- Packed Dimensions:
1870 x 575 x 600 mm (H x W x D)



BSSA315E3FN

54cm Integrated Upright Fridge

Specifications

- Energy Rating: A+
- Usable Volume: 309L
- Display: Electronic
- Static
- Door Open Alarm
- Wine Rack
- 5 Adjustable Shelves

Added Features

- HarvestFresh Technology
- Holiday Mode
- Quick Cool

Dimensions

- Unpacked Dimensions:
1775 x 540 x 545 mm (H x W x D)
- Packed Dimensions:
1854 x 575 x 600 mm (H x W x D)



BFNA247E30SN

54cm Integrated Upright Freezer

Specifications

- Energy Rating: A+
- Usable Volume: 220L
- Display: Electronic
- No Frost Cooling
- 6 Freezer Drawers
- Reversible Door
- Door Open Alarm

Added Features

- Ice Maker Type - Icebox

Functions

- Quick Freeze

Dimensions

- Unpacked Dimensions:
1775 x 540 x 545 mm (H x W x D)
- Packed Dimensions:
1854 x 575 x 600 mm (H x W x D)



Laundry



Energy Spin **ProSmartInverter**

8:00

Temp **Spin** **Fast** **Steam** **Water** **End of** **Re-water**

30° **1400** **30'** **40'** **50'** **60'** **70'** **80'** **90'** **100'** **110'** **120'** **130'** **140'** **150'** **160'** **170'** **180'** **190'** **200'** **210'** **220'** **230'** **240'** **250'** **260'** **270'** **280'** **290'** **300'** **310'** **320'** **330'** **340'** **350'** **360'** **370'** **380'** **390'** **400'** **410'** **420'** **430'** **440'** **450'** **460'** **470'** **480'** **490'** **500'** **510'** **520'** **530'** **540'** **550'** **560'** **570'** **580'** **590'** **600'** **610'** **620'** **630'** **640'** **650'** **660'** **670'** **680'** **690'** **700'** **710'** **720'** **730'** **740'** **750'** **760'** **770'** **780'** **790'** **800'** **810'** **820'** **830'** **840'** **850'** **860'** **870'** **880'** **890'** **900'** **910'** **920'** **930'** **940'** **950'** **960'** **970'** **980'** **990'** **1000'** **1010'** **1020'** **1030'** **1040'** **1050'** **1060'** **1070'** **1080'** **1090'** **1100'** **1110'** **1120'** **1130'** **1140'** **1150'** **1160'** **1170'** **1180'** **1190'** **1200'** **1210'** **1220'** **1230'** **1240'** **1250'** **1260'** **1270'** **1280'** **1290'** **1300'** **1310'** **1320'** **1330'** **1340'** **1350'** **1360'** **1370'** **1380'** **1390'** **1400'** **1410'** **1420'** **1430'** **1440'** **1450'** **1460'** **1470'** **1480'** **1490'** **1500'** **1510'** **1520'** **1530'** **1540'** **1550'** **1560'** **1570'** **1580'** **1590'** **1600'** **1610'** **1620'** **1630'** **1640'** **1650'** **1660'** **1670'** **1680'** **1690'** **1700'** **1710'** **1720'** **1730'** **1740'** **1750'** **1760'** **1770'** **1780'** **1790'** **1800'** **1810'** **1820'** **1830'** **1840'** **1850'** **1860'** **1870'** **1880'** **1890'** **1900'** **1910'** **1920'** **1930'** **1940'** **1950'** **1960'** **1970'** **1980'** **1990'** **2000'** **2010'** **2020'** **2030'** **2040'** **2050'** **2060'** **2070'** **2080'** **2090'** **2100'** **2110'** **2120'** **2130'** **2140'** **2150'** **2160'** **2170'** **2180'** **2190'** **2200'** **2210'** **2220'** **2230'** **2240'** **2250'** **2260'** **2270'** **2280'** **2290'** **2300'** **2310'** **2320'** **2330'** **2340'** **2350'** **2360'** **2370'** **2380'** **2390'** **2400'** **2410'** **2420'** **2430'** **2440'** **2450'** **2460'** **2470'** **2480'** **2490'** **2500'** **2510'** **2520'** **2530'** **2540'** **2550'** **2560'** **2570'** **2580'** **2590'** **2600'** **2610'** **2620'** **2630'** **2640'** **2650'** **2660'** **2670'** **2680'** **2690'** **2700'** **2710'** **2720'** **2730'** **2740'** **2750'** **2760'** **2770'** **2780'** **2790'** **2800'** **2810'** **2820'** **2830'** **2840'** **2850'** **2860'** **2870'** **2880'** **2890'** **2900'** **2910'** **2920'** **2930'** **2940'** **2950'** **2960'** **2970'** **2980'** **2990'** **3000'** **3010'** **3020'** **3030'** **3040'** **3050'** **3060'** **3070'** **3080'** **3090'** **3100'** **3110'** **3120'** **3130'** **3140'** **3150'** **3160'** **3170'** **3180'** **3190'** **3200'** **3210'** **3220'** **3230'** **3240'** **3250'** **3260'** **3270'** **3280'** **3290'** **3300'** **3310'** **3320'** **3330'** **3340'** **3350'** **3360'** **3370'** **3380'** **3390'** **3400'** **3410'** **3420'** **3430'** **3440'** **3450'** **3460'** **3470'** **3480'** **3490'** **3500'** **3510'** **3520'** **3530'** **3540'** **3550'** **3560'** **3570'** **3580'** **3590'** **3600'** **3610'** **3620'** **3630'** **3640'** **3650'** **3660'** **3670'** **3680'** **3690'** **3700'** **3710'** **3720'** **3730'** **3740'** **3750'** **3760'** **3770'** **3780'** **3790'** **3800'** **3810'** **3820'** **3830'** **3840'** **3850'** **3860'** **3870'** **3880'** **3890'** **3900'** **3910'** **3920'** **3930'** **3940'** **3950'** **3960'** **3970'** **3980'** **3990'** **4000'** **4010'** **4020'** **4030'** **4040'** **4050'** **4060'** **4070'** **4080'** **4090'** **4100'** **4110'** **4120'** **4130'** **4140'** **4150'** **4160'** **4170'** **4180'** **4190'** **4200'** **4210'** **4220'** **4230'** **4240'** **4250'** **4260'** **4270'** **4280'** **4290'** **4300'** **4310'** **4320'** **4330'** **4340'** **4350'** **4360'** **4370'** **4380'** **4390'** **4400'** **4410'** **4420'** **4430'** **4440'** **4450'** **4460'** **4470'** **4480'** **4490'** **4500'** **4510'** **4520'** **4530'** **4540'** **4550'** **4560'** **4570'** **4580'** **4590'** **4600'** **4610'** **4620'** **4630'** **4640'** **4650'** **4660'** **4670'** **4680'** **4690'** **4700'** **4710'** **4720'** **4730'** **4740'** **4750'** **4760'** **4770'** **4780'** **4790'** **4800'** **4810'** **4820'** **4830'** **4840'** **4850'** **4860'** **4870'** **4880'** **4890'** **4900'** **4910'** **4920'** **4930'** **4940'** **4950'** **4960'** **4970'** **4980'** **4990'** **5000'** **5010'** **5020'** **5030'** **5040'** **5050'** **5060'** **5070'** **5080'** **5090'** **5100'** **5110'** **5120'** **5130'** **5140'** **5150'** **5160'** **5170'** **5180'** **5190'** **5200'** **5210'** **5220'** **5230'** **5240'** **5250'** **5260'** **5270'** **5280'** **5290'** **5300'** **5310'** **5320'** **5330'** **5340'** **5350'** **5360'** **5370'** **5380'** **5390'** **5400'** **5410'** **5420'** **5430'** **5440'** **5450'** **5460'** **5470'** **5480'** **5490'** **5500'** **5510'** **5520'** **5530'** **5540'** **5550'** **5560'** **5570'** **5580'** **5590'** **5600'** **5610'** **5620'** **5630'** **5640'** **5650'** **5660'** **5670'** **5680'** **5690'** **5700'** **5710'** **5720'** **5730'** **5740'** **5750'** **5760'** **5770'** **5780'** **5790'** **5800'** **5810'** **5820'** **5830'** **5840'** **5850'** **5860'** **5870'** **5880'** **5890'** **5900'** **5910'** **5920'** **5930'** **5940'** **5950'** **5960'** **5970'** **5980'** **5990'** **6000'** **6010'** **6020'** **6030'** **6040'** **6050'** **6060'** **6070'** **6080'** **6090'** **6100'** **6110'** **6120'** **6130'** **6140'** **6150'** **6160'** **6170'** **6180'** **6190'** **6200'** **6210'** **6220'** **6230'** **6240'** **6250'** **6260'** **6270'** **6280'** **6290'** **6300'** **6310'** **6320'** **6330'** **6340'** **6350'** **6360'** **6370'** **6380'** **6390'** **6400'** **6410'** **6420'** **6430'** **6440'** **6450'** **6460'** **6470'** **6480'** **6490'** **6500'** **6510'** **6520'** **6530'** **6540'** **6550'** **6560'** **6570'** **6580'** **6590'** **6600'** **6610'** **6620'** **6630'** **6640'** **6650'** **6660'** **6670'** **6680'** **6690'** **6700'** **6710'** **6720'** **6730'** **6740'** **6750'** **6760'** **6770'** **6780'** **6790'** **6800'** **6810'** **6820'** **6830'** **6840'** **6850'** **6860'** **6870'** **6880'** **6890'** **6900'** **6910'** **6920'** **6930'** **6940'** **6950'** **6960'** **6970'** **6980'** **6990'** **7000'** **7010'** **7020'** **7030'** **7040'** **7050'** **7060'** **7070'** **7080'** **7090'** **7100'** **7110'** **7120'** **7130'** **7140'** **7150'** **7160'** **7170'** **7180'** **7190'** **7200'** **7210'** **7220'** **7230'** **7240'** **7250'** **7260'** **7270'** **7280'** **7290'** **7300'** **7310'** **7320'** **7330'** **7340'** **7350'** **7360'** **7370'** **7380'** **7390'** **7400'** **7410'** **7420'** **7430'** **7440'** **7450'** **7460'** **7470'** **7480'** **7490'** **7500'** **7510'** **7520'** **7530'** **7540'** **7550'** **7560'** **7570'** **7580'** **7590'** **7600'** **7610'** **7620'** **7630'** **7640'** **7650'** **7660'** **7670'** **7680'** **7690'** **7700'** **7710'** **7720'** **7730'** **7740'** **7750'** **7760'** **7770'** **7780'** **7790'** **7800'** **7810'** **7820'** **7830'** **7840'** **7850'** **7860'** **7870'** **7880'** **7890'** **7900'** **7910'** **7920'** **7930'** **7940'** **7950'** **7960'** **7970'** **7980'** **7990'** **8000'** **8010'** **8020'** **8030'** **8040'** **8050'** **8060'** **8070'** **8080'** **8090'** **8100'** **8110'** **8120'** **8130'** **8140'** **8150'** **8160'** **8170'** **8180'** **8190'** **8200'** **8210'** **8220'** **8230'** **8240'** **8250'** **8260'** **8270'** **8280'** **8290'** **8300'** **8310'** **8320'** **8330'** **8340'** **8350'** **8360'** **8370'** **8380'** **8390'** **8400'** **8410'** **8420'** **8430'** **8440'** **8450'** **8460'** **8470'** **8480'** **8490'** **8500'** **8510'** **8520'** **8530'** **8540'** **8550'** **8560'** **8570'** **8580'** **8590'** **8600'** **8610'** **8620'** **8630'** **8640'** **8650'** **8660'** **8670'** **8680'** **8690'** **8700'** **8710'** **8720'** **8730'** **8740'** **8750'** **8760'** **8770'** **8780'** **8790'** **8800'** **8810'** **8820'** **8830'** **8840'** **8850'** **8860'** **8870'** **8880'** **8890'** **8900'** **8910'** **8920'** **8930'** **8940'** **8950'** **8960'** **8970'** **8980'** **8990'** **9000'** **9010'** **9020'** **9030'** **9040'** **9050'** **9060'** **9070'** **9080'** **9090'** **9100'** **9110'** **9120'** **9130'** **9140'** **9150'** **9160'** **9170'** **9180'** **9190'** **9200'** **9210'** **9220'** **9230'** **9240'** **9250'** **9260'** **9270'** **9280'** **9290'** **9300'** **9310'** **9320'** **9330'** **9340'** **9350'** **9360'** **9370'** **9380'** **9390'** **9400'** **9410'** **9420'** **9430'** **9440'** **9450'** **9460'** **9470'** **9480'** **9490'** **9500'** **9510'** **9520'** **9530'** **9540'** **9550'** **9560'** **9570'** **9580'** **9590'** **9600'** **9610'** **9620'** **9630'** **9640'** **9650'** **9660'** **9670'** **9680'** **9690'** **9700'** **9710'** **9720'** **9730'** **9740'** **9750'** **9760'** **9770'** **9780'** **9790'** **9800'** **9810'** **9820'** **9830'** **9840'** **9850'** **9860'** **9870'** **9880'** **9890'** **9900'** **9910'** **9920'** **9930'** **9940'** **9950'** **9960'** **9970'** **9980'** **9990'** **10000'**



Energy @ Spin

Save in all programs, not just eco.

Don't you want to use less energy when doing your laundry, not just in eco-friendly programs but in all programs*? Beko's EnergySpin technology offers just that. Through specific drum movements, this cutting-edge technology accelerates detergent dissolution, ensuring flawless washing results with less heat, ultimately minimizing energy consumption in frequently used programs. This way, Beko washing machines can save up to 35% more energy in frequent programs compared to traditional machines, all while maintaining washing performance and contributing significantly to a sustainable future.

Disclaimer: In addition to the Eco 40-60 program (declaration program) the energy consumption of Cottons, Synthetics, Xpress, Delicates, Mix, Handwash, Wool, Darkcare, and Outdoor/Sports programs is up to 35% less compared to the Beko WTV 9636 XS0 washing machine, without compromising washing performance. EnergySpin is also available in Coldwash, 20°C, Drum Clean, and Downloaded programs.

Recycled Tub

There are many things that nature calls her own PET, the main material that goes in plastic bottles and hundreds of other modern materials, is not one of them, being solely responsible for millions of tons of waste that nature can't ever break down. In our drive to help the planet, we used 398 tons* of recycled plastic bottles in 2019 & 2020, transforming them into a durable, high-performance material that goes into the build of Beko's RecycledTub™ washing machines and washer dryers. So you get the highest level of performance and durability while the planet breathes a little easier.



Wash&Wear

1kg washed and dried in just 1 hour

Running late and your favourite shirt is still in the laundry basket? No stress. With the Wash&Wear® program in your Beko washer dryer, you can wash and dry up to 1kg of laundry (around 5 shirts) in just one hour. Choose a gentle temperature between 20°C–30°C, pop your outfit in the machine, and by the time you're ready, so are your clothes; fresh, clean, and dry. Perfect for those last-minute plans.

IRONfinish

**Ironing technology inside,
ready to wear clothes outside!**

Ironing your clothes everyday can be tiring. Beko's IronFinish Dryers take care of the hassle for you, getting your clothes completely dry and ready to wear. It even works the same as a regular iron, infusing water and steam into your clothing for the ideal time at the ideal temperature, so fabrics come out smooth and ready to wear, just as if you'd ironed them! Let your dryer do your ironing for you so you can get on with the more important things in life!



BAW209

10kg Front Loader Twilight Grey



Specifications

- Energy Rating: A+++ (-10%)
- 10Kg Capacity
- 1400 RPM
- 15 Programs
- Premium XL Covered Door
- ProSmart Inverter Motor (10 Year Warranty)
- Recycled Tub
- Liquid Detergent Flap
- White LED Display

Added Features

- EnergySpin Technology
- AutoDose
- Add Garment
- IronFast
- WiFi Connectivity (HomeWhiz)
- Child lock
- Self Cleaning Detergent Drawer
- Anti-Vibration Side wall

Functions

- Auto Program
- Fast + Function
- Hygiene+ Wash
- SteamTherapy

Dimensions

- Unpacked Dimensions: 840 x 600 x 580 mm (H x W x D)
- Packed Dimensions: 880 x 650 x 600 mm (H x W x D)



BAW208

9kg Front Loader Twilight Grey

Specifications

- Energy Rating: A+++ (-10%)
- 9Kg Capacity
- 1400 RPM
- 15 Programs
- Premium XL Door
- Prosmart Inverter Motor (10 Year Warranty)
- Recycled Tub
- Liquid Detergent Flap
- White LED Display

Added Features

- EnergySpin Technology
- IronFast
- WiFi Connectivity (HomeWhiz)
- Child Lock
- Self-Cleaning Detergent Drawer
- Anti-Vibration Side Wall

Functions

- Prewash
- Fast + Function
- Hygiene+
- SteamTherapy

Dimensions

- Unpacked Dimensions:
840 x 600 x 580 mm (H x W x D)
- Packed Dimensions:
880 x 650 x 600 mm (H x W x D)



BAW206

7kg Front Loader Twilight Grey

Specifications

- Energy Rating: A+++
- 7Kg Capacity
- 1200 RPM
- 15 Programs
- Premium XL Door
- Prosmart Inverter Motor (10 Year Warranty)
- Recycled Tub
- Liquid Detergent Flap
- White LED Display

Added Features

- EnergySpin Technology
- Child lock
- Self Cleaning Detergent Drawer
- Anti-Vibration Side wall

Functions

- Prewash
- AddGarment
- Iron Fast
- Hygiene+
- SteamTherapy
- Stain Expert

Dimensions

- Unpacked Dimensions:
845 x 600 x 496 mm (H x W x D)
- Packed Dimensions:
880 x 650 x 515 mm (H x W x D)



BWD201

12/8kg Washer Dryer Twilight Grey

Specifications

- Energy Rating: A
- 12/8Kg Wash & Dry Capacity
- 1400 RPM
- 15 Programs
- Premium XL Covered Door
- ProSmart Inverter Motor (10 Year Warranty)
- Recycled Tub
- Liquid Detergent Flap
- White LED Display

Added Features

- WiFi Connectivity (HomeWhiz)
- Child lock
- Self Cleaning Detergent Drawer
- Anti-Vibration Side wall

Functions

- Prewash
- Iron Fast
- Fast + Function
- Anticrease+
- Hygiene + Wash & Dry
- Iron Finish
- Detergent Premix
- SteamTherapy

Dimensions

- Unpacked Dimensions: 840 x 600 x 580 mm (H x W x D)
- Packed Dimensions: 880 x 650 x 600 mm (H x W x D)



BWD 200

10/6kg Washer Dryer Twilight Grey

Specifications

- Energy Rating: A
- 10/6Kg Wash & Dry Capacity
- 1400 RPM
- 15 Programs
- Premium XL Covered Door
- ProSmart Inverter Motor (10 Year Warranty)
- Recycled Tub
- Drum Light
- Liquid Detergent Flap
- White LED Display

Added Features

- Hygiene Therapy
- Iron Fast
- Ultrafast Wash&Dry
- Bluetooth Connectivity (HomeWhiz)
- Child lock
- Self Cleaning Detergent Drawer
- Anti-Vibration Side wall

Functions

- Prewash
- Anticrease+
- Hygiene Air refresh
- Hygiene+ Wash & Dry
- Fast+ Function

Dimensions

- Unpacked Dimensions: 840 x 600 x 600 mm (H x W x D)
- Packed Dimensions: 880 x 650 x 630 mm (H x W x D)



HITV 8736B0 HTN

Integrated 9/5kg Washer Dryer White

Specifications

- Energy Rating: A
- 9/5Kg Wash & Dry Capacity
- 1400 RPM
- 15 Programs
- ProSmart Inverter Motor (10 Year Warranty)
- Recycled Tub
- Liquid Detergent Flap
- White LED Display

Added Features

- Hygiene Therapy
- Wash&Wear
- Child lock
- Self Cleaning Detergent Drawer
- Drum Clean

Functions

- Energy Spin
- Prewash
- Anticrease+
- WaterMode (Water Saving + Extra Rinse)
- Hygiene+ Wash & Dry
- Cold Wash

Dimensions

- Unpacked Dimensions: 820 x 600 x 550 mm (H x W x D)
- Packed Dimensions: 880 x 650 x 600 mm (H x W x D)



B5T44133W

10kg Heat Pump Tumble Dryer
Twilight Grey

Specifications

- Energy Rating: A++
- 10Kg Capacity
- 1400 RPM
- 15 Programs
- Premium XL Covered Door
- AquaWave Drum pattern
- Drum Light
- ProSmart Inverter Motor (10 Year Warranty)

Added Features

- Iron Finish
- Recycled Dry
- Xpress super short
- Water Tank Full Indicator
- Gentle Care
- Opti Sense Sensor Drying
- WiFi Connectivity (HomeWhiz)

Functions

- Silent Program
- Auto Anti Creasing Function
- Hygiene (BabyProtect+)

Dimensions

- Unpacked Dimensions:
846 x 597 x 600 mm (H x W x D)
- Packed Dimensions:
885 x 650 x 650 mm (H x W x D)



B5T49233WM

9kg Heat Pump Dryer Twilight Grey

Specifications

- Energy Rating: A++
- 9Kg Capacity
- Premium XL Covered Door
- AquaWave Drum pattern
- 15 Programs

Added Features

- Recycled Tub
- WiFi Connectivity (HomeWhiz)
- Child lock
- Filter Cleaning Indicator
- Drum Light

Functions

- Hygiene Program
- Iron Finish
- Auto Anti Creasing Function
- Steam Refresh
- Xpress Super Short

Dimensions

- Unpacked Dimensions:
840 x 600 x 580 mm (H x W x D)
- Packed Dimensions:
880 x 650 x 600 mm (H x W x D)



B3T43113W

9kg Condenser Dryer
Twilight Grey

Specifications

- Energy Rating: B
- 9Kg Capacity
- 15 Programs
- Premium XL Door
- AquaWave Drum pattern
- Drum Light

Added Features

- Recycled Dry
- Xpress super short
- Water Tank Full Indicator
- Gentle Care
- Opti Sense Sensor Drying

Functions

- Auto Anti Creasing Function

Dimensions

- Unpacked Dimensions:
846 x 597 x 600 mm (H x W x D)
- Packed Dimensions:
885 x 650 x 650 mm (H x W x D)

Dishwashers





HygieneShield

b 300



beko



SaveWater

Same Perfect Results with 27% Less Water Consumption

You do not have to sacrifice washing performance in order to clean more affordably and sustainably. Beko's SaveWater technology allows you to clean perfectly while using 27% less water. In Beko SaveWater dishwashers, the last perfectly clean rinse water is collected and stored in a tank in a totally hygienic way to be reused in the next wash cycle. The Beko SaveWater dishwasher uses 7 litres of water instead of 9.5 litres, saving 2.5 litres of water per cycle. This way, you'll use less water in the next wash cycle and save money every time you wash. Without losing any of the washing performance!



Purifying power of high temperatures for 99.999% hygiene

The steam mist rises up from these high temperatures to cover every inch of the dish. Then the dishes are rinsed with purifyingly hot water. All this means that 99.999% of bacteria and viruses* are completely eliminated for perfectly hygienic results.

* Killing: Enterococcus faecium, Bovine Coronavirus, Murine Norovirus



ProSmart Inverter Motor

Intense cleaning performance for the dirtiest dishes

Beko dishwashers with the ProSmart inverter combines smart technology with energy efficiency, quiet performance and long-term reliability. The advanced motor operates smoothly and adjusts power based on the load, helping you save electricity and water without compromising on spotless results. Designed to reduce noise and energy use, it is perfect for homes that value convenience, performance and sustainability all in one appliance.

Fast+ Function

Clean dishes and glasses in a flash

Sometimes you don't have time to wait for a full wash cycle to run before you have clean plates and glasses. The Fast+ function makes the washing cycle faster up to 3 times* with optimum performance, meaning you can wash and serve in no time at all.

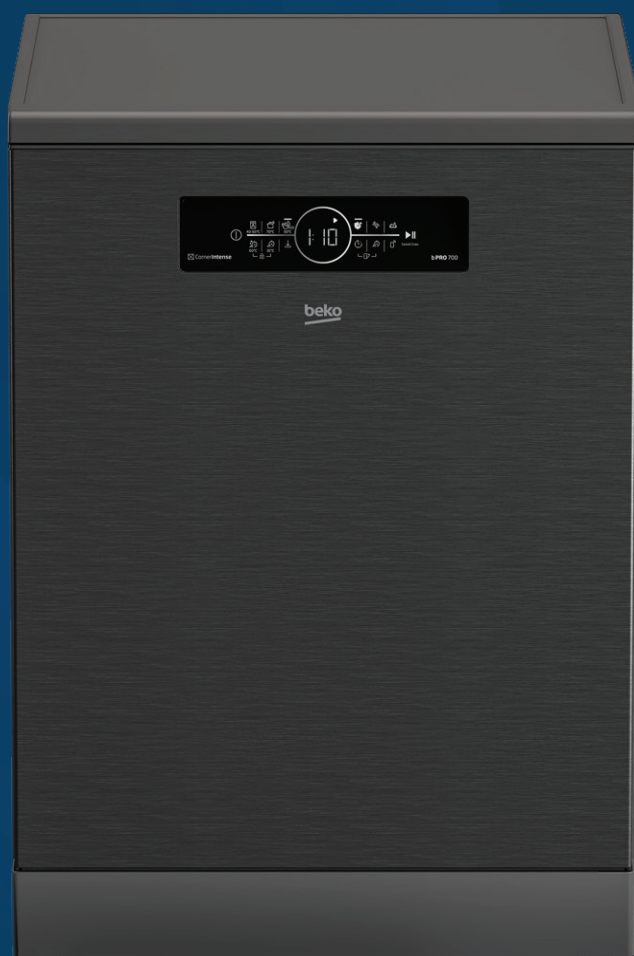


Half Load

Beko's Half Load function provides an efficient dishwashing solution when you have fewer dishes to clean. This feature allows you to use either the upper or lower basket independently, reducing water and energy consumption without compromising cleaning performance. It's an ideal way to save resources and achieve spotless results, even with smaller loads.

BDW200

15 Place Setting Save Water Dishwasher Dark Inox



Specifications

- Energy Rating: A+++
- 15 Place Capacity
- 7L Water Consumption
- ProSmart Inverter Motor (10 Year Warranty)
- 44dB Noise Level
- 11 Programs
- Digital Display
- Touch Button Control
- Stainless steel interior

Added Features

- Save Water Technology
- Cutlery Basket and Tray
- Home Whiz + BLE Connectivity
- 3 Position Adjustable Upper Rack
- Touch Button control
- Salt Indicator

Functions

- Extra Steam Drying
- Quick & Dry
- Half Load
- SelfDry (Autodoor)
- Corner Intense
- Deep Wash
- Fast+ Function
- Steam Gloss

Dimensions

- Unpacked Dimensions: 850 x 597 x 598 mm (H x W x D)
- Packed Dimensions: 889 x 644 x 661 mm (H x W x D)



BDW 203

15 Place Setting Dishwasher Inox

Specifications

- Energy Rating: A++
- 15 Place Setting
- 9.5L Water Consumption
- ProSmart Inverter Motor (10 Year Warranty)
- Noise Level: 44 dBA
- 6 Programs
- Digital Display
- Stainless Steel Interior

Added Features

- HygieneShield Technology
- Steam Gloss
- Overflow Safety
- 3 Position Adjustable Upper Rack
- Cutlery Basket and Tray
- Salt Indicator

Functions

- Steam Extra Drying
- Half Load
- Fast+ Function

Dimensions

- Unpacked Dimensions:
850 x 597 x 598 mm (H x W x D)
- Packed Dimensions:
889 x 644 x 661 mm (H x W x D)



BDW 202

13 Place Setting Dishwasher Twilight Grey

Specifications

- Energy Rating: A++
- 13 Place Setting
- 11.4L Water Consumption
- Noise Level: 47dBA
- 5 Programs
- LED Display
- Knob Control
- Standard Motor
- Stainless Steel Interior

Added Features

- Robust Spray Arm
- 3 Position Adjustable Upper Rack
- Time Delay
- Cutlery Basket
- Salt Indicator

Functions

- Quick & Shine
- Half Load

Dimensions

- Unpacked Dimensions:
850 x 598 x 600 mm (H x W x D)
- Packed Dimensions:
889 x 664 x 661 mm (H x W x D)



DIN48Q21

15 Place Setting Integrated Dishwasher White

Specifications

- Energy Rating: A++
- 15 Place Setting
- 9.5L Water Consumption
- ProSmart Inverter Motor (10 Year Warranty)
- Noise Level: 44dBA
- 8 Programs
- Touch Control
- Stainless Steel Interior

Added Features

- AquaIntense Technology
- Fast + Function
- Half Load
- AquaFlex Sensor
- Overflow Safety
- 3 Position Adjustable Upper Rack
- Sliding Cutlery Basket and Tray
- Sliding Detergent Dispenser
- Salt Indicator

Functions

- Quick & Dry
- Prewash

Dimensions

- Unpacked Dimensions:
818 x 597 x 598 mm (H x W x D)
- Packed Dimensions:
859 x 644 x 661 mm (H x W x D)



HyperWash

b 300



beko

Small Domestic Appliances



Cappuccino



Flat White



Espresso Macchiato



Espresso



Double



Ristretto



Lungo



Americano



Cafe Latte



Latte Macchiato



beko



2

YEAR WARRANTY



CEG 7404 C

Caffe Experto Fully Automatic Coffee Machine With Milk Cup



Specifications

- Bean to cup coffee machine
- 19 - Bar Pump Pressure
- 10 Pre -set Coffee Beverage options: (Cappuccino, Espresso, Double Espresso, Americano, Ristretto, Lungo, Espresso Macchiato, Flat white, Caffe Latte, Latte Macchiato)
- Double Nozzle can Brew 2 Coffees simultaneously
- Integrated Milk Frothing and steaming System to make foamy Latte, Cappuccino, & Latte Macchiato
- 3 Bar milk nozzle pressure
- Color Touch Screen Display
- Built in Grinder
- 2 Coffee input Types: (Beans & Ground Coffee)
- Cup warmer plate (Up to 60 Degrees Celsius)
- 2L Capacity Detachable Water Tank
- 600ML detachable milk Cup
- Auto Off Function (20 mins not in use)
- Digital Control
- Detail indicator: Heating, Running, Water emptying, Misc error, Descale needed warning
- No water error, No bean error, Bean trash Full error
- Self Cleaning
- Hot water system
- Product Colour: Black with copper inserts
- 250g Coffee Bean Grinder Capacity
- Accessory: Cleaning tool
- 1350W

Dimensions

- Unpacked Dimensions: 340 x 405 x 275 mm (H x W x D)
- Packed Dimensions: 418 x 497 x 331 mm (H x W x D)



WKM 8306 B

Black Cosmopolis Bullet Kettle

Specifications

- 3000 W
- 1,7L capacity
- Strix/Otter control
- Auto shut off
- Cord storage under the base
- Plastic body with chrome look details
- Dry boil protection
- Concealed heating element
- Lime scale filter
- Retro design family

Dimensions

- Unpacked Dimensions:
253 x 250 x 222 mm (H x W x D)
- Packed Dimensions:
168 x 257 x 237 mm (H xW x D)



WKM 8307 CR

White Cosmopolis Dome Kettle

Specifications

- 3000 W
- 1,7L capacity
- Strix/Otter control
- Auto shut off
- Cord storage under the base
- Plastic body with chrome look details
- Dry boil protection
- Concealed heating element
- Lime scale filter
- Retro design family

Dimensions

- Unpacked Dimensions:
253 x 250 x 222 mm (H x W x D)
- Packed Dimensions:
168 x 257 x 237 mm (H xW x D)



TAM 8202 B

Black Cosmopolis 2 Slice Toaster

Specifications

- 750-900 W output
- 2 wide slots with Retro and elegant design
- Detachable crumb tray
- High lift function
- Defrost function
- Reheat function
- Cancel function
- Manual control (5 levels)
- Retro design family

Dimensions

- Unpacked Dimensions:
366 x 248 x 224 mm (H x W x D)
- Packed Dimensions:
188 x 222 x 310 mm (H x W x D)



TAM 8202 CR

White Cosmopolis 2 Slice Toaster

Specifications

- 750-900 W output
- 2 wide slots with Retro and elegant design
- Detachable crumb tray
- High lift function
- Defrost function
- Reheat function
- Cancel function
- Manual control (5 levels)
- Retro design family

Dimensions

- Unpacked Dimensions:
366 x 248 x 224 mm (H x W x D)
- Packed Dimensions:
188 x 222 x 310 mm (H x W x D)



ATP5500N

5 in 1 Air Purifier

Specifications

- 36 W
- Air Purifier
- Wireless Charging
- Night Light (Orange)
- Bluetooth Speaker
- Aroma Diffuser
- HEPA13 Filter
- Ionizer
- 62dBA Noise Sound Power Level
- Black & White Plastic Finish
- 24 sq metres Area Coverage
- Wind Speed Setting Function
- (3 Step: High/Mid/Low)
- 1m Power Cord Length
- Fan Speed 3000 rpm
- Particle Filter Function
- Washable Primary Filter
- Sleep Mode
- Primary Filters Clean Function

Dimensions

- Unpacked Dimensions:
405 x 220 x 220 mm (H x W x D)
- Packed Dimensions:
495 x 545 x 545 mm (H x W x D)



SPA 9130 B

Future Steam Iron

Specifications

- 3000 W
- 220-240 V ~ 50-60 Hz
- Continuous Steam: 63 g/h
- Shock Steam: 260 g/min
- Calc Guard
- Soft Glide
- 350ML water tank capacity
- Vertical steam
- Auto off light
- Thermostat indicator
- Temperature setting button
- Steam adjustment button
- Titanium soleplate
- Anti-drip
- Self-clean
- Dry Ironing
- Anti-scale cartridge
- Ecosmart mode
- Digital LED display

Dimensions

- Unpacked Dimensions:
125 x 165 x 315 mm (H x W x D)
- Packed Dimensions:
183x142 x 335 mm (H x W x D)



TBN 81808 BX

Table Blender

Specifications

- Elegant Inox housing
- 800W motor power
- Stainless steel 4-blade system
- Serrated blades
- 6 speed settings with pulse
- 1,75L capacity Glass Jug
- Anti-slip base
- Measuring unit



HBA 81762 BX

Hand Blender

Specifications

- Elegant Inox housing
- 750 W motor power
- 12 speed settings
- Turbo function
- Stainless steel 4-blade system for hand blender leg
- 1L glass chopping bowl
- Stainless steel 2-blade system for chopping bowl
- Double beater attachment
- 700 ml scaled beaker



CHG 81442 BX

Chopper

Specifications

- Elegant Inox housing
- 400 W Motor Power
- 2 speed settings
- 1L Glass Chopping Bowl
- Stainless steel 2-blade system
- Anti-slip base
- One hand operation



HMM 81504 BX

Hand Mixer

Specifications

- Elegant Inox housing
- 500W motor power
- 4 speed settings with turbo
- Eject button
- Stainless steel beaters
- Stainless steel hooks
- Vertical storage

Customer Service



At Beko, we are committed to providing exceptional support for all your appliance needs. Our dedicated team of experts is available to assist you with any questions, troubleshooting, or maintenance tips to ensure your Beko products perform at their best. With a focus on prompt and efficient service, we strive to make your experience seamless and worry-free. Whether you need help with repairs or advice on getting the most out of your appliances, Beko Customer Care is here to help. Trust us to keep your home running smoothly, because at Beko, we care.

**Contact us on Beko Customer Careline on
086 100 2356.**

3 Year Warranty



**YEAR
WARRANTY**

Experience peace of mind with Beko's comprehensive 3-year warranty on large appliances. Designed to ensure your satisfaction and confidence, this extensive warranty covers parts and labor for three full years from the date of purchase. Our commitment to quality means that you can trust in the durability and reliability of your Beko products.

Should any issues arise, our dedicated customer care team is ready to provide prompt and professional support, ensuring that your appliance is quickly back to optimal performance. With Beko's 3-year warranty, you can enjoy your home with the assurance that we stand behind our products and are here to support you every step of the way.

Beko, from Europe's Number 1 large home appliances company*



*Source Euromonitor International Limited; Consumer Appliances 2025 edition, Beko Corp, Large Appliances as per "Major Appliances", GBO, retail volume, 2024 data.

a **beko** state of mind

Call Centre No.: 086 100 2356

Web Address: www.beko.com/za-en



@bekosouthafrica



Beko South Africa