

30 INCH PRO-STYLE DUAL FUEL RANGE

PRDF34550SS



Cooktop

5 gas burners

Dual 20,000 BTU power burners

Central Oval burner 10,000 Btu

XL Cooktop surface

Auto re-Ignition

Cast iron continuous pan supports

Easy to clean enamel burner plate

Knob integrated electronic ignition

Range

Surf Convection

XL interior volume 5.7 cu. ft.

Self-clean oven

Professional design

Cool touch door

Interior Halogen lighting

Full extension telescopic rack

Sabbath mode

3 Wire heavy duty racks

Adjustable feet

LPG conversion kit

Accessories

Griddle optional

Side trim kit optional

Island trim included

Dimensions

H x W x D: 37 1/2" x 29 13/16" x 29 5/16"

Height includes 1 1/2" for back guard

Depth includes knobs & handle

GENERAL	PRDF34550SS
Type	Freestanding
Size	30"
Color	Stainless Steel
Side Walls	Black
Control type	Knob control with multi functions
FUNCTIONS	
Multi-dimensional Cooking	Yes
Convention Cooking	Yes
Bottom Heater	Yes
Convection	Yes
Broiler	Yes
Broil	Electric
Convection broiler	Yes
Convection roast	Yes
True European convection	Yes
SPECIAL FEATURES	
Splash Back	Optional
Island Trim	Standard
Simmering	Yes
Cooling Fan	Yes
Cavity Enameling Color	Black
Oven Lights	1 x Round Halogen (rear), 1 Square Halogen (right)
Adjustable Feet	Yes
Anti-tip (tilting) bracket	Yes
Bottom Compartment	No
Fuel Type	NG+Electric
LPG Conversion Kit	Yes
OVEN DOOR(S)	
Oven Glass Window	"O" Shaped Metal + Glass
Door Cooling System	Cool Door -4 Pane Heat Resistant Glass(fixed)
Net Capacity cu. ft.	5.7 cu. ft.
Bottom Heating Element Wattage	2400W
Upper Heating Element Wattage	3500W
Convection Element Wattage	1800W
Low Grill (Broil)	2000W
Grill (Broil)	2000W
ACCESSORIES / OVEN CAVITY	
Rack Positions	Stay in self clean - 6 levels
Telescopic Pull-out Shelf System	1 Level (Full Extension)
Pyrolytic Self Cleaning	Yes
Sabbath Mode	Yes
Broiler Pan	1
Wok adapter	Yes
Chromed racks	3
COOKTOP	
Zone Configuration	5-Gas
Front Left	20,000 BTU
Rear Left	4,000 BTU
Front Right	20,000 BTU
Rear Right	8,000 BTU
Central	10,000 BTU
Pan Support Type	Cast Iron Continuous pan support
Pan Support Quantity	3
Gas Safety Device for hob	No
Gas Safety Device for oven	No
DIMENSIONS/WEIGHT	
Required cutout dim (H x W x D) (in)	36" x 30" x 25 1/2"
Overall dim - height	37 1/2"
Overall dim - width	29 13/16"
Overall dim - depth	29 5/16"
Net weight (lb./kg)	275.6 lbs./125 kilograms
POWER / RATINGS	
KW/Amps rating at 240V, 60Hz	220-240V 60 Hz 40 Amp
Supply Cord & Plug	No
Cable	No

30 INCH PRO-STYLE DUAL FUEL RANGE

PRDF34550SS

Outstanding Features



Professional Design

Your range is the warm heart of your home and the focal point of your kitchen. That's why we're proud to announce that our beautiful, functional range designs have earned several IF Design and Red Dot awards. Featuring large knobs with state-of-the-art illumination, distinctive bull nose and handles, cast iron continuous grates, we understand that having a high performance, professional-style range makes it a lot easier to cook like a pro.



Surf Cooking

Beko Surf® Convection takes the guesswork out of multi-level cooking. No more worries about uneven heat or rotating dishes from rack to rack. Our Surf Convection technology blows hot air through side wall holes in the oven cavity and through back wall to provide more uniform air circulation and cook foods more evenly, without flavors and aromas mingling. Plus, up to 30% faster cook times makes getting dinner on the table a snap.

XL Interior Volume 5.7 cu. ft.

For the cook who enjoys some extra elbow room, Beko's oven interiors are among the most spacious in their class. With an industry-leading 5.7 cu. ft. interior volume, you'll have more than enough room for that big Thanksgiving turkey. So this year, invite the whole extended family.



Dual 20,000 BTU Power Burners

Go from a true simmer to high heat in no time flat. Boil pasta on the rapid burner, use one of the simmer burners for soup and the other for sautéing veggies. Then sear or broil quickly with the dual high-efficiency power burners. Beko offers gas burners that are 25% more efficient than conventional gas burners.



Central Oval burner 10,000 BTU

Our large center oval burner is perfect for oversized pots or to cook with the griddle accessory.



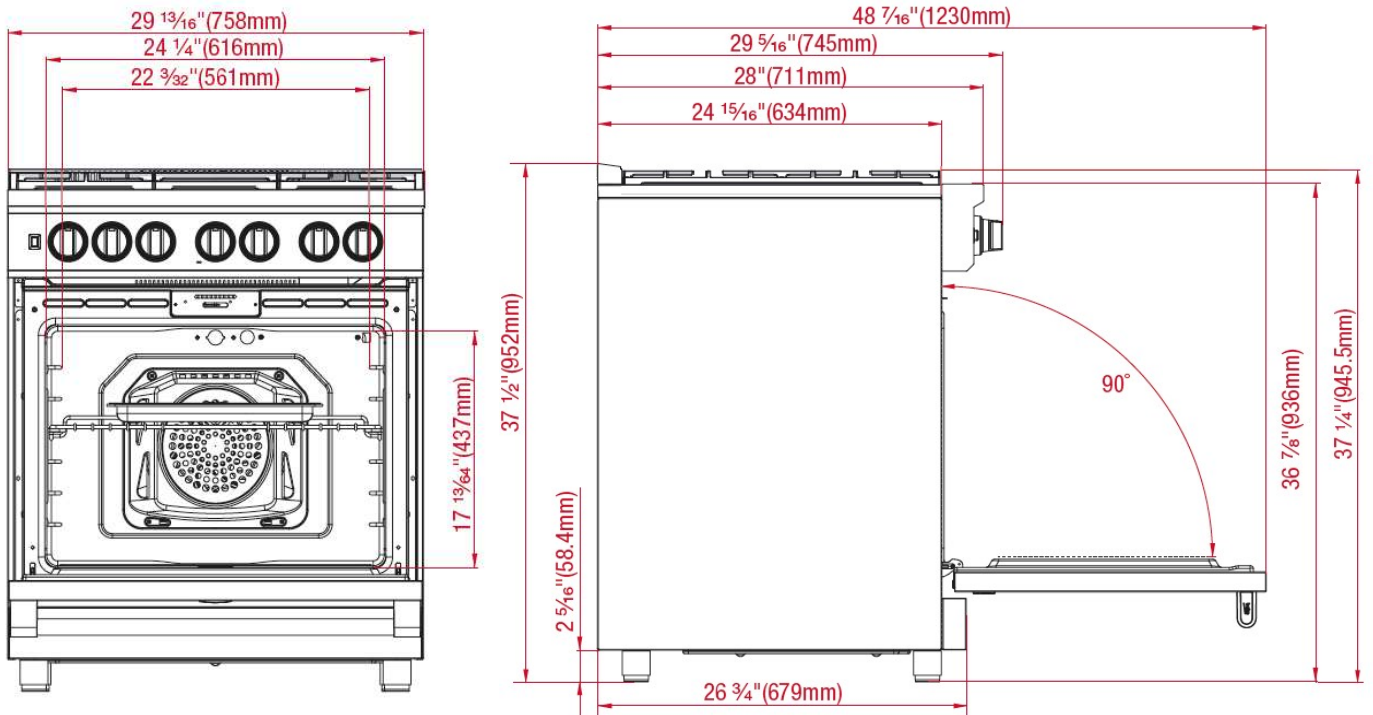
XL Cooktop Surface

For the consummate multi-tasker, Beko's XL Cooktop Surface fits four 10" pots, simultaneously. With cast iron continuous grates, you can save time by having several pots cooking at once.

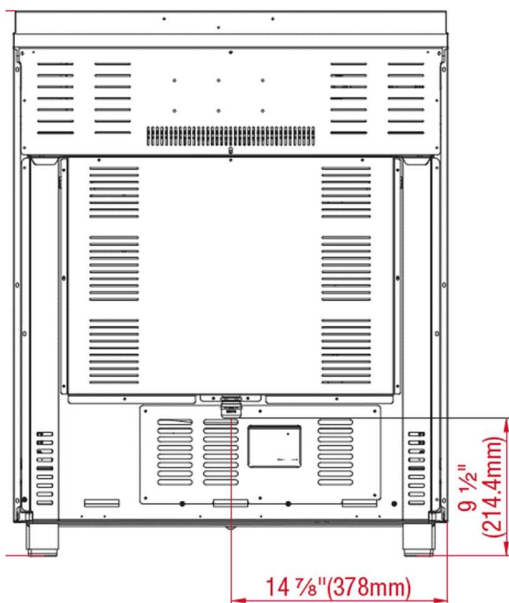
30 INCH PRO-STYLE DUAL FUEL RANGE

PRDF34550SS

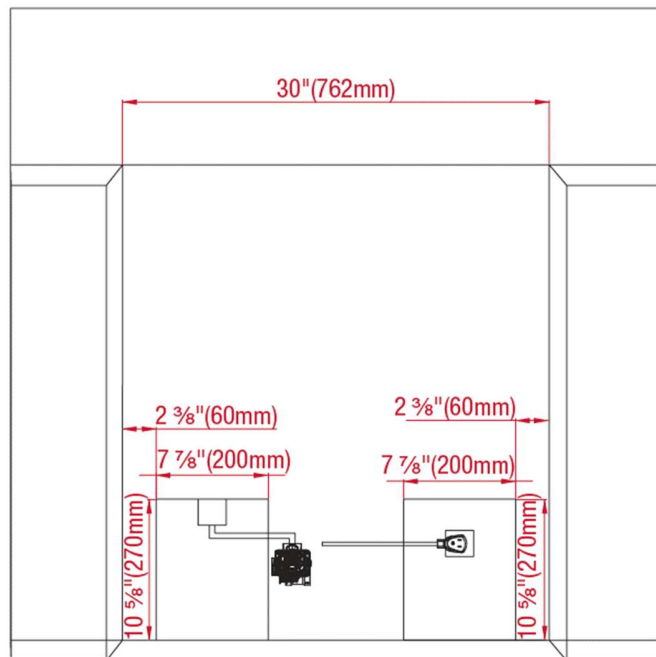
Dimensions and Installation



Electrical



Cabinet



NOTE TO THE INSTALLER: All height, width and depth dimensions are shown in inches (as well as metric). Beko US Inc. reserves the absolute and unrestricted right to change product materials and specifications, at any time, without notice. Please visit our website www.blongerappliances.us or call 888 352 2356 to verify the latest specifications with final dimensional data and other details prior to installation and making a cutout. Applicable product limited warranty information may be found in accompanying product materials or you may contact your account manager for further details. Proper installation is the responsibility of the installer. Product failure due to improper installation is not covered under the Limited Warranty.